

☀️ **HAPPY SUMMER VACATION** ☀️

🌻 🌻 **HOMEWORK** 🌻 🌻

***Enjoy all the days venture
to do different activities
and don't forget to make
a new adventure.***

GRADE III



★ General Instructions:

1) Let's plan out a dedicated time for homework each day.

2) Keep an eye on your child's progress and offer support when needed.

★ 3) Revise all the written and oral work of all subjects done till now.

4) Always encourage your child's efforts.

5) Kindly inculcate reading habits and read good books.


6) Help parents with small tasks.

7) Get enough sleep and maintain a routine.

8) Try your best to reduce screen time.

9) Take print out of assignments/worksheets and submit it to respective subject teacher.

10) Encourage your child to play outdoor games.



ENGLISH

"Imagination & Expression"

1. Story Time – "I am a Superhero!"

Instructions

Imagine you are a superhero for a day. Write a short story in about 8–10 sentences .

Give yourself a superhero name and describe your powers. Draw a picture of yourself as a superhero on the same page.

2. My English Word Jar

Find 10 new English words from storybooks or newspapers. Write each word on with its meaning and use it in a sentence.

3. Picture Talk

Instructions:

Paste or draw a picture (can be of nature, a festival, or a fun activity). Write 5–7 lines describing what is happening in the picture.

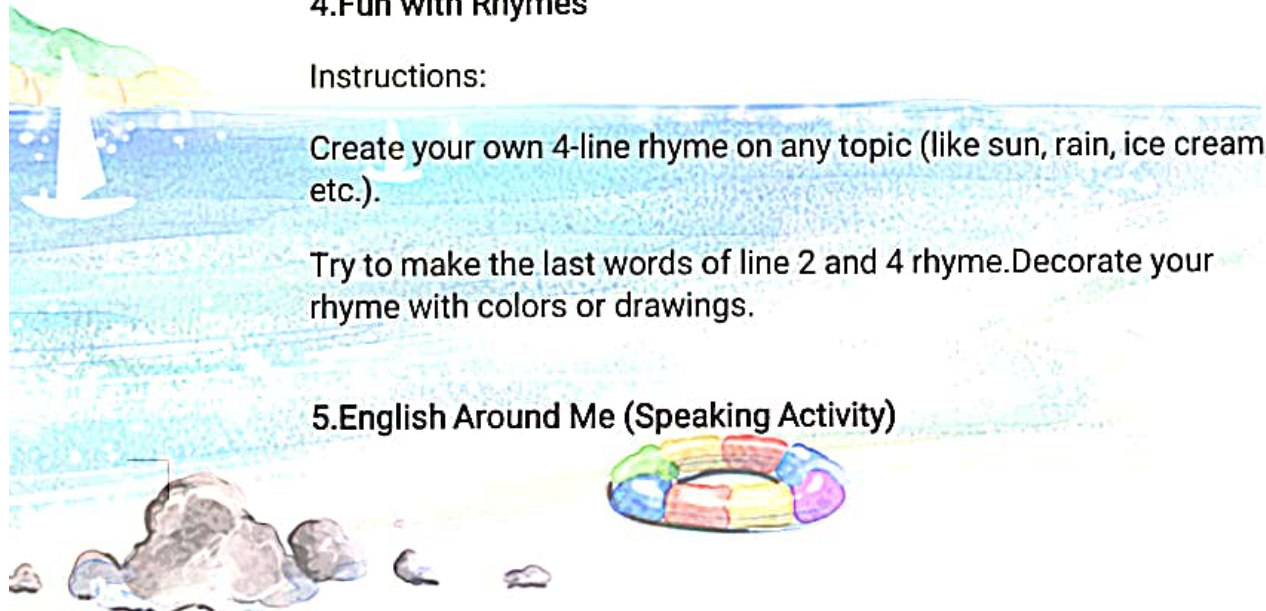
4. Fun with Rhymes

Instructions:

Create your own 4-line rhyme on any topic (like sun, rain, ice cream, etc.).

Try to make the last words of line 2 and 4 rhyme. Decorate your rhyme with colors or drawings.

5. English Around Me (Speaking Activity)



Instructions: Choose 5 objects at home and describe them in English (orally).

Example: "This is a red chair. It is made of wood. I use it to sit." Practice speaking with a family member.

Instructions for Parents: Encourage your child to use their imagination and creativity.

Please allow them to complete the work independently with light guidance. Appreciate their effort and help them speak in simple English at home.

WORKSHEET

Q.1 Read the following passage and answer the questions -

Last Saturday, Anya went to the zoo with her parents. She was very excited because she loved animals. At the zoo, she saw lions, elephants, giraffes, and monkeys. Her favorite animals were the pandas. They were eating bamboo and playing with each other. Anya took lots of pictures and even bought a panda keychain from the gift shop. It was a fun and memorable day for her.

1. Why was Anya excited to go to the zoo?

- a) She had never been to the zoo
- b) She loved animals
- c) She wanted to see a circus


2. What animals did Anya see at the zoo?

- a) Tigers, bears, and crocodiles
- b) Lions, elephants, giraffes, and monkeys
- c) Dogs, cats, and rabbits

3. What did Anya buy from the gift shop?

- a) A toy giraffe
- b) A panda hat
- c) A panda keychain

Complete the sentence-



They were.....and.....

Q2: Fill in the blanks with a Proper Noun or a Common

Noun-

1. My friend's name is..... (Proper Noun)
2. We went to a..... to see animals. (Common Noun)
3. I love watching..... eat bamboo. (Common Noun)
4. We saw pandas at..... Zoo. (Proper Noun)
5. My favourite animal is a..... . (Common Noun)

Q3: A. Write the plural form of the following nouns:

1. cat →
2. bus →
3. baby →
4. box →
5. leaf →
6. toy →
7. wolf →
8. dish →
9. tomato →
10. dress →

B. Circle the correct plural noun:

1. I saw three (deer / deers) in the forest.
2. The (child / children) are playing outside.
3. My two (foot / feet) are tired.
4. We packed our (sandwiches / sandwichs) for the trip.
5. The (mice / mouses) ran under the table.

C. Fill in the blanks with the correct plural noun:

1. There are many..... in the sky. (cloud)
2. She has two..... . (doll)
3. The farmer has ten..... (sheep)



4. We saw five.....at the zoo. (monkey)
5. Mom bought some..... from the market. (potato)

HINDI

विषय: "कल्पना और अभिव्यक्ति"

1. मेरी कल्पना की उड़ान

निर्देश:

- कल्पना करो कि तुम एक जादुई दुनिया में हो। वहाँ क्या है? 8-10 वाक्यों में लिखो।
- तुम एक जादुई पात्र (character) हो। उसका नाम और शक्तियाँ लिखो।
- उस जादुई दुनिया का एक चित्र बनाओ।

2. नए शब्द सीखो

- अपनी हिंदी की पाठ्यपुस्तक या कहानी की किताब से 10 नए शब्द चुनो।
- हर शब्द का अर्थ लिखो और उसे एक वाक्य में प्रयोग करो।

3. चित्र वर्णन

निर्देश:

- किसी चित्र को चिपकाओ या बनाओ (प्रकृति, त्योहार, या कोई गतिविधि)।
- चित्र में क्या हो रहा है, इसके बारे में 5-7 पंक्तियाँ लिखो।

4. कविता लेखन

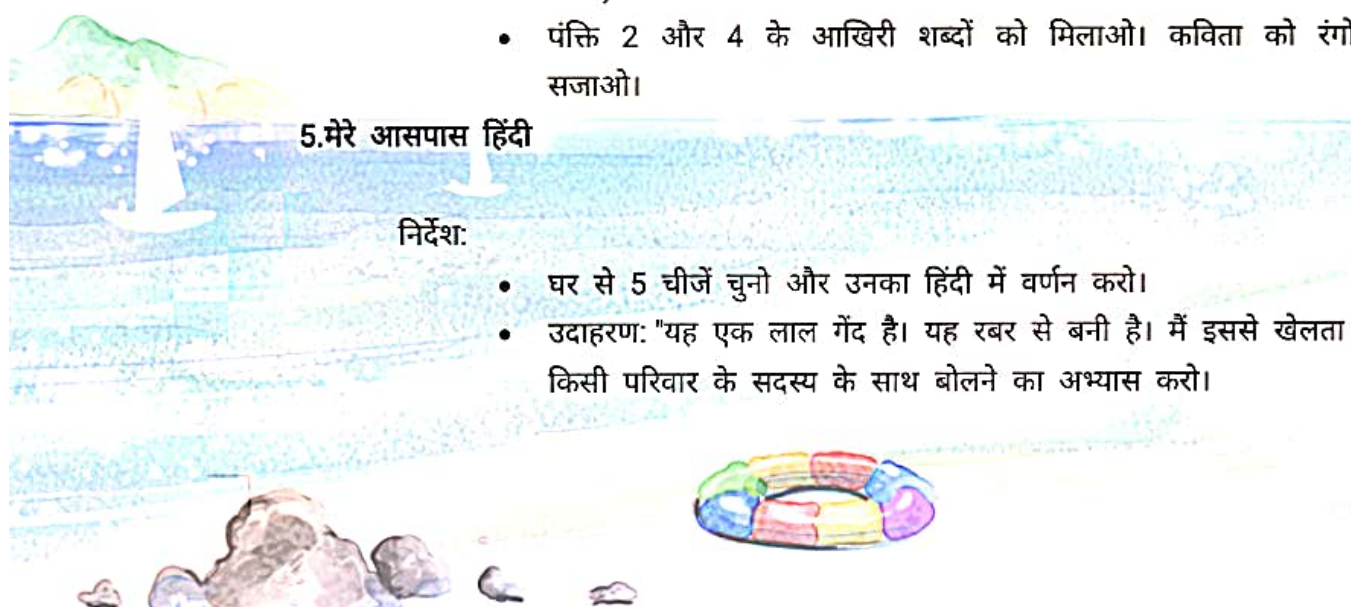
निर्देश:

- किसी भी विषय पर 4 पंक्तियों की कविता लिखो (जैसे सूरज, फूल, नदी आदि)।
- पंक्ति 2 और 4 के आखिरी शब्दों को मिलाओ। कविता को रंगों से सजाओ।

5. मेरे आसपास हिंदी

निर्देश:

- घर से 5 चीजें चुनो और उनका हिंदी में वर्णन करो।
- उदाहरण: "यह एक लाल गेंद है। यह रबर से बनी है। मैं इससे खेलता हूँ।" किसी परिवार के सदस्य के साथ बोलने का अभ्यास करो।



कार्यपत्रक

प्र.1 अनुच्छेद पढ़कर प्रश्नों के उत्तर दो:

एक दिन, रामू गाँव में घूमने गया। उसने एक बड़ा पेड़ देखा। पेड़ पर बहुत सारे पक्षी थे। वे गाना गा रहे थे। रामू को बहुत अच्छा लगा। उसने कुछ फल भी खाए।

- 1.रामू कहाँ घूमने गया?
- 2.उसने क्या देखा?
- 3.पेड़ पर कौन थे?
- 4.रामू ने क्या खाया?

प्र. 2 संज्ञा शब्द लिखो:

- 1.किसी व्यक्ति का नाम: _____
- 2.किसी जानवर का नाम: _____
- 3.किसी जगह का नाम: _____
- 4.किसी फल का नाम: _____
- 5.किसी वस्तु का नाम: _____

प्र. 3 वचन बदलो:

- 1.लड़का - _____
- 2.पुस्तक - _____
- 3.चिड़िया - _____
- 4.तारा - _____
- 5.बच्चा - _____

PUNJABI

ਕਾਰਜ ਨੰ -1

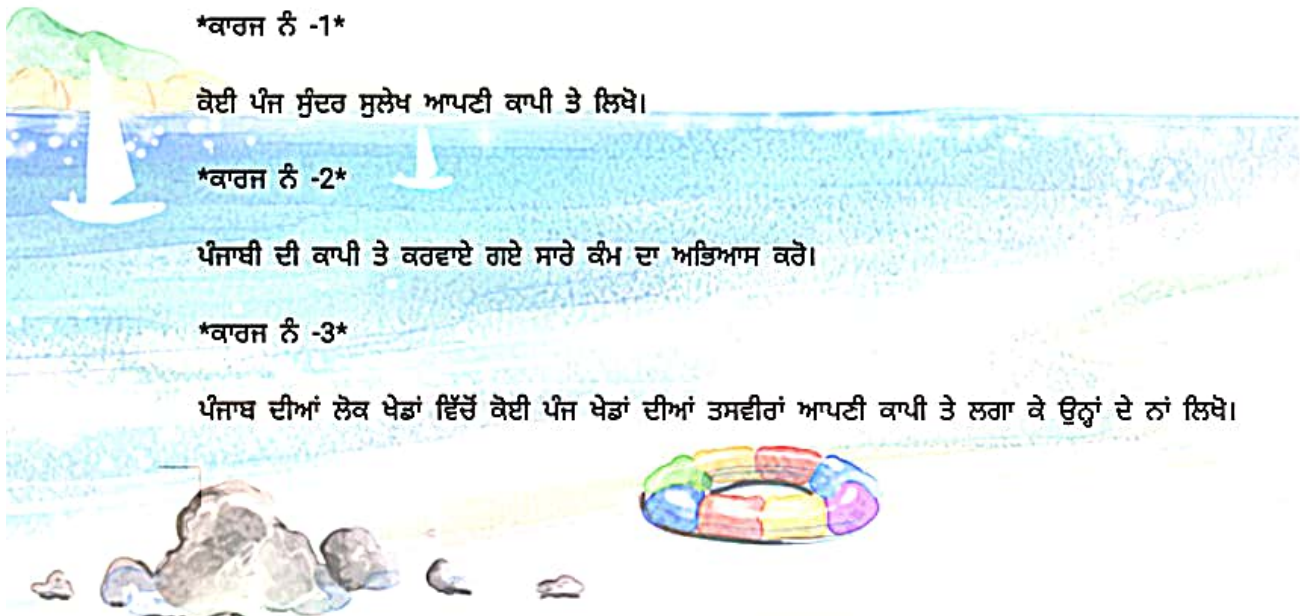
ਕੋਈ ਪੰਜ ਸੁੰਦਰ ਸੁਲੇਖ ਆਪਣੀ ਕਾਪੀ ਤੇ ਲਿਖੋ।

ਕਾਰਜ ਨੰ -2

ਪੰਜਾਬੀ ਦੀ ਕਾਪੀ ਤੇ ਕਰਵਾਏ ਗਏ ਸਾਰੇ ਕੰਮ ਦਾ ਅਭਿਆਸ ਕਰੋ।

ਕਾਰਜ ਨੰ -3

ਪੰਜਾਬ ਦੀਆਂ ਲੋਕ ਖੇਡਾਂ ਵਿੱਚੋਂ ਕੋਈ ਪੰਜ ਖੇਡਾਂ ਦੀਆਂ ਤਸਵੀਰਾਂ ਆਪਣੀ ਕਾਪੀ ਤੇ ਲਗਾ ਕੇ ਉਨ੍ਹਾਂ ਦੇ ਨਾਂ ਲਿਖੋ।



ਲਿੰਗ ਬਦਲੋ (ਮਿਲਾਨ ਕਰੋ)

Genders Name

ਪਤੀਲਾ



ਲੁਹਾਰਣ



ਚਾਚਾ



ਧੋਬਣ



ਲੁਹਾਰ



ਕੁਰਸੀ



ਧੋਬੀ



ਸੇਠਾਣੀ



ਮੇਜ਼



ਪਤੀਲੀ



ਸੇਠ



ਚਾਚੀ



ਵਿਰੋਧੀ ਸ਼ਬਦ (ਮਿਲਾਨ ਕਰੋ)

Opposite Words

ਦੇਸ਼



ਨਦੀਨ



ਪੁਰਸ਼



ਉੱਪਰ



ਖੁਸ਼ੀਨ



ਪੁੱਠਾ



ਸਿੱਧਾ



ਉੱਤਰ



ਦਿੱਖਰ



ਵਿਦੇਸ਼



ਪ੍ਰਸ਼ਨ



ਇਸਤਰੀ



MATHEMATICS

WORKSHEET- 1

1. Circle the largest number –

a) 526 517 562 518

b) 679 697 687 678

c) 3298 3169 3578 3346

d) 8123 8569 8268 8939

2. Write the place value and face value of each digit in the following numbers –

a) 5467 b) 2583 c) 3729 d) 5094

3. Put the correct sign $>$, $<$ or $=$.

a. 3,678 5,869

b. 1,359 1,245

c. 6,891 9,895

d. 2,013 3,102

4. Write each of the following in the expanded form.

a) 7651 = _____

b) 8093 = _____

c) 8666 = _____

5. What comes before and after to the given numbers?

S.No.	BEFORE	NUMBERS	AFTER
a		789	
b		5299	
c		599	

6. Write the name of each of the following numbers –



a) 525

b) 320

c) 927

7. Complete the series:

a)

2001	2002			2005
2006		2008		
2011			2014	

b)

8601		8603		8605
	8607		8609	
8611			8614	
	8617			8620

8. Write the short form of the following—

a) $900 + 30 + 2 = \underline{\hspace{2cm}}$

b) $700 + 2 = \underline{\hspace{2cm}}$

c) $100 + 20 + 3 = \underline{\hspace{2cm}}$

9. Circle the smallest number.

a) 412, 455, 318, 680

b) 213, 549, 414, 893

c) 766, 805, 795, 545

10. Write the numeral for each of the following ----

a) Seven thousand eight hundred and ninety-two

b) Five thousand six hundred and twenty-one

c) Nine thousand nine hundred and ninety-nine

d) Six thousand and six hundred

11) Circle the odd numbers and underline the even numbers.

a) 4,261 4,172 4,677 4,184



b) 279 397 487 578

c) 6,298 6,169 7,578 8,346

d) 9,123 9,569 9,268 9,939

12) Write the predecessors of the following —

a) 2,140

b) 4,362

c) 4,159

d) 7,789

13) Arrange each of the following in ascending order.

a) 1,112, 336, 9,001, 8,213 _____

b) 5,539, 5,583, 5,577, 5,561 _____

c) 6,666, 6,869, 6,787, 6,582 _____

WORKSHEET- 2

1) Add the following:

(a) 6 0 6

+ 5 9 7

(b) 4 5 8

+ 6 9 5

(c) 3 6 9

+ 5 2 0

(d) 6 4 5

+ 2 3 8

(e) 4 5 6

+ 3 8 7

(f) 8 0 9

- 7 4 9

(g) 1 8 9 8

+ 2 1 0 1

(h) 5 0 1 3

+ 1 2 6 4

(i) 6 4 1 2

+ 3 0 0 9

2) Solve the word problems.

a) There are 35 birds on a tree. 18 more birds land on the tree. How many birds are there in total?

b) Amy has 47 stickers. She buys 23 more stickers. How many stickers does she have now?

c) There are 52 students in a class. 14 students are absent today. How many students are present?



d) Sarah has 65 stickers. Her friend gives her 10 more stickers. How many stickers does Sarah have now?

e) John has 36 marbles. He buys 24 more marbles. How many marbles does he have now?

3) Solve the following addition problems.

1) $38 + 12 =$ _____

2) $56 + 24 =$ _____

3) $17 + 42 =$ _____

4) $71 + 29 =$ _____

5) $95 + 13 =$ _____

ACTIVITY

• **SHAPE ANIMALS WITH TANGRAM (Based on Shapes)** The tangram is a dissection puzzle consisting of seven flat polygons, called tans, which are put together to form shapes. The objective is to replicate a pattern generally found in a puzzle book using all seven pieces without overlap.

Material Required:

1. Origami sheets
2. Half piece of chart paper





TANGRAM SET



HOUSE



RABBIT



CAMEL



SHARK



SAILBOAT



BEAR



GOOSE



FISH



MAN ON HORSE



CAT

EVS

1) Learn one kitchen skill ; washing vegetables, putting vegetables in Fridge,keeping utensils at right place.

And paste it's picture in a scrap book.

2) Write about your favorite game and paste picture include these details in your scrab book:(Refer book page no 25)

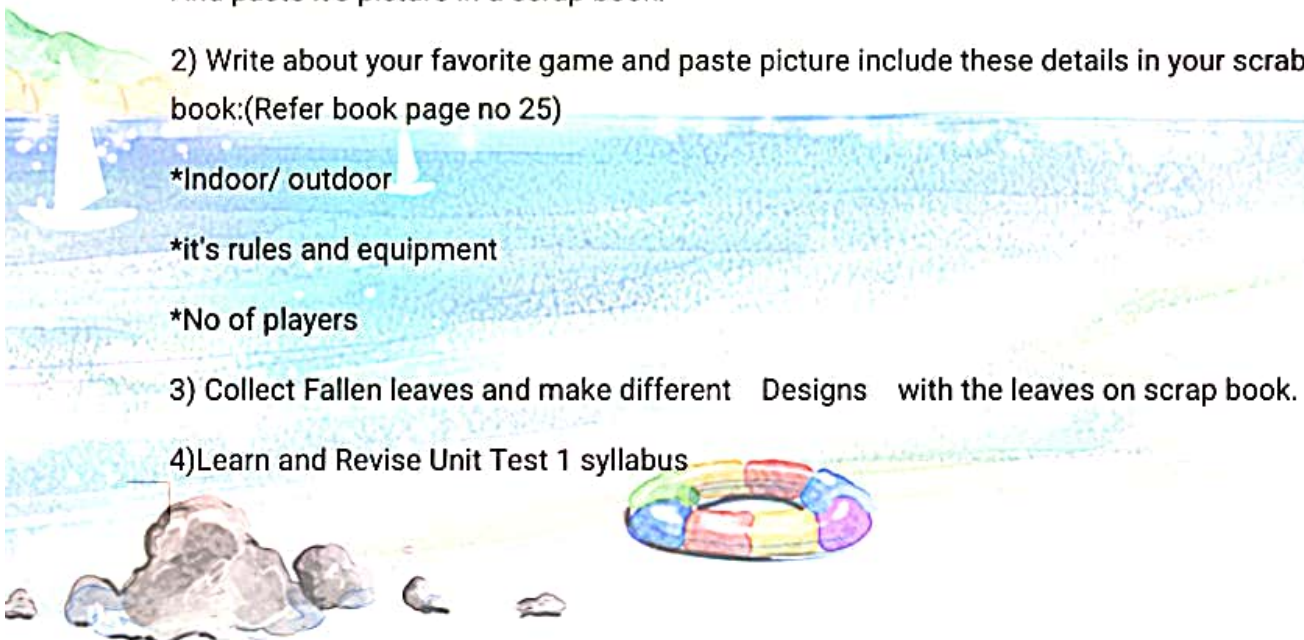
*Indoor/ outdoor

*it's rules and equipment

*No of players

3) Collect Fallen leaves and make different Designs with the leaves on scrap book.

4)Learn and Revise Unit Test 1 syllabus



Worksheet

A. Write T for True or F for False.

1. Read while lying down.
2. Never rub your eyes with a dirty towel or with dirty hands
3. Read in a moving vehicle.
4. Loud sounds do not disturb us.
5. Do not drink very hot or very cold drinks.
- 6 Hari works in a grocery shop in the evening
- 7 Hema's mother is a teacher.
- 8 Anil's family does not like watching films and playing games together.

B. Where do you go to buy these things? Write them on the blanks.

I go to _____ to buy medicines.

I go to an _____ to buy electric bulbs and switches.

I go to a _____ & to buy crayons.

I go to _____ a to buy cakes.

I go to a _____ to buy vegetables.

B. Tick() the correct answers. Write them on the blanks.

1. I can _____ Akhil singing a song.

- a. smell. b. hear. c. feel

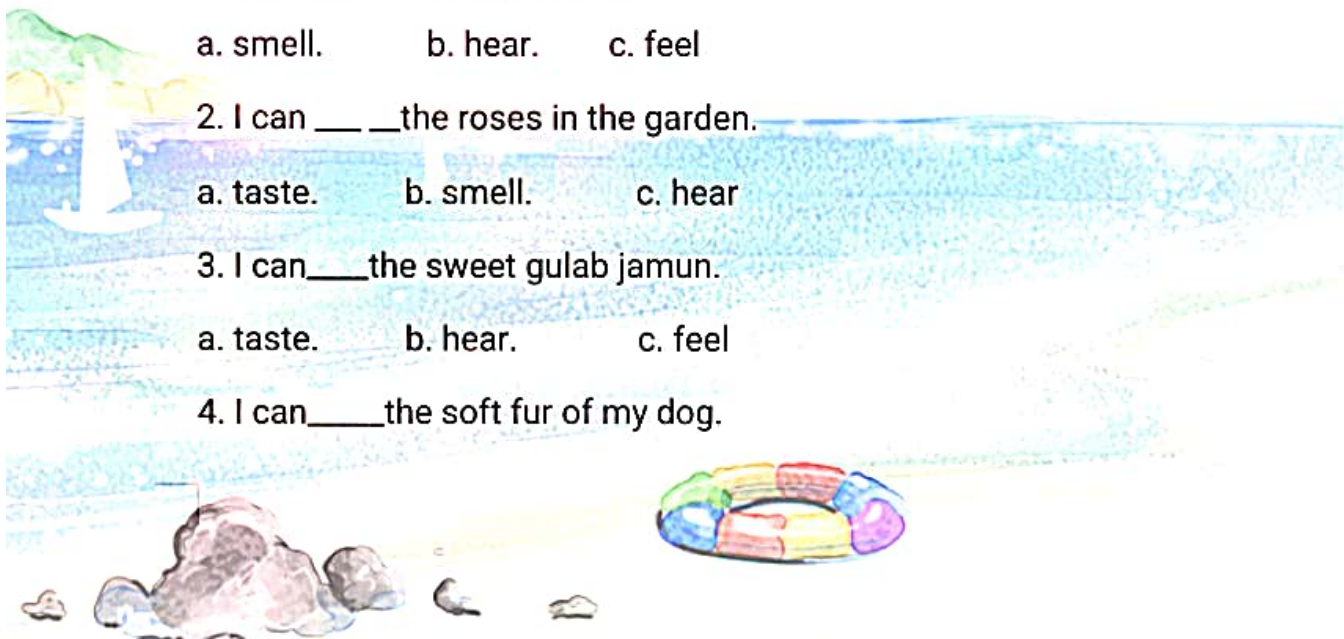
2. I can _____ the roses in the garden.

- a. taste. b. smell. c. hear

3. I can _____ the sweet gulab jamun.

- a. taste. b. hear. c. feel

4. I can _____ the soft fur of my dog.



a. taste. b. hear c. feel

5. I can ____ the picture on the wall.

a. see b. smell. c. hear

My Body

Write any function of the given body part:

eyes: _____

nose: _____

ears: _____

fingers: _____

mouth: _____

hand: _____

leg: _____

Did you know?
Our eyes are always
the same from birth.



Meet my friends. Answer their questions.



1. I am John. I am eating. Which body part/parts am I using?

2. I am Mohan. I am skipping. Which body part/parts am I using?



3. I am Sita. I am writing. Which body part/parts am I using?



4. I am Rohan. I am playing football. Which body part/parts am I using?



COMPUTER

1. Write down the features of Paint 3D in your ICT notebook.
2. Revise Chapter 1 Computer Hardware and Software.
3. Do the given worksheet on your ICT notebook.

Worksheet (Topic: Computer Hardware and Software)

A Multiple Choice Questions. Tick (✓) the correct answer:

1. Which of these is hardware?

- a) MS Paint
- b) Mouse
- c) Windows

2. Which one is used to type letters?

- a) Monitor
- b) Mouse
- c) Keyboard

3. Software is:

- a) Something we can touch
- b) Instructions for the computer
- c) A part of the monitor


4. CPU is also called the:

- a) Heart of the computer
- b) Brain of the computer
- c) Hand of the computer

5. Which of the following is software?

- a) Printer
- b) MS Word
- c) Speaker

B. Fill in the blanks:



1. _____ is the brain of the computer.
2. _____ shows what we are doing on the computer.
3. _____ helps us move the pointer on the screen.
4. _____ is a software used for drawing.
5. Hardware can be _____ and touched.

C. Unscramble the following words:

1. CANERSN
2. RYMEMO
3. EBAMWC
4. YSJ TICKO
5. HONECROP MI
6. LGPITHEN

D. Write H for hardware and S for Software.



ART

Holiday Art & Craft assignment:

1. Nature Collage – Go on a nature walk and collect leaves, twigs, flowers, or pebbles. Use them to create a beautiful collage on paper or cardboard.
2. Recycled Art Project – Use old boxes, plastic bottles, or paper rolls to create something new—maybe a robot, an animal, or a pencil holder.
3. Paper Plate Animals – Turn paper plates into lions, fish, or birds using paint, paper, and

Remember, art is not about being perfect—it's about expressing yourself and having fun. Don't forget to write your name and date on your artwork and keep them safe to show when school reopens.



**I hope the Summer Holidays
bring you joy and happiness!**